



DKM Series



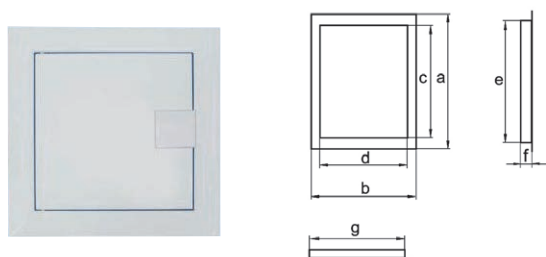
- Designed for wall installation and ceramic tile attachment.
- Easy installation using mounting foam or mortar.
- Height-adjustable magnets enable perfect leveling of tiles to the wall surface.
- Suitable for high-humidity areas.

Series DKM

Type	a (mm)	b (mm)	c (mm)	d (mm)	e (mm)
DKM 200x500	213,6	513,6	200	500	26
DKM 300x300	263,6	313,6	300	300	26
DKM 300x500	313,6	513,6	300	500	26



DMR Series



- Designed for wall or ceiling applications.
- Enable quick and convenient access to concealed equipment and utility lines.
- Suitable for high-humidity areas.
- A wide range of sizes.

Series DMR

Type	a (mm)	b (mm)	c (mm)	g (mm)	e (mm)	d (mm)	y (mm)
DMR 150x150	196,5	196,5	146,5	148,5	148,5	146,5	25
DMR 150x300	336	186	296,5	148,5	298,5	146,5	25
DMR 200x400	436	236	396,5	198,5	398,5	196,5	25
DMR 400x400	436	436	396,5	398,5	398,5	396,5	25
DMR 400x500	536	436	496,5	398,5	498,5	396,5	25
DMR 500x500	536	536	496,5	498,5	498,5	496,5	25
DMR 600x600	636	636	596,5	598,5	598,5	596,5	25