



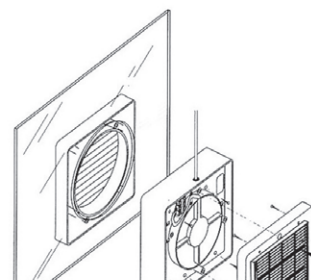

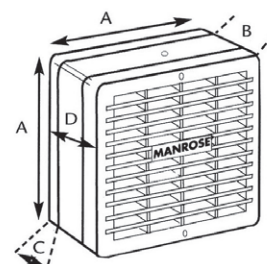
COMGA Window Fans

- Available in three sizes, 150mm (6"), 230mm (9") and 300mm (12").
- Intake-Extract automatic model with internal thermo-activated shutters.
- The stylish internal louvre incorporates the internal shutters which are built into the grille so the internal profile of the fan is less obtrusive. These elegant and stylish units will blend into the background and cover a wide variety of commercial applications such as pubs, restaurants, hotels, offices, shops and factories.
- They are also suitable for use in public sector areas such as service stations, hospitals, schools and railway stations and are designed for heavy usage.
- Available in a soft neutral grey or traditional white, they will blend in with most decors and surroundings.
- Another feature of the range is that on the grey models the external grille is moulded in a dark grey so it will not be too obtrusive on the window line, and blend into the background.
- The grey commercial series does not require as much cleaning as their white counterparts.



COMGA Series				
Type	Power (W)	Air flow (m ³ /h)	Noise Level dB (A)	Price
COMGA 150	20	278	40	€ 83,00
COMGA 230	41	668	53	€ 199,00
COMGA 300	68	1.100	60	€ 343,00

COMGA Series Dimensions					
Type	A (mm)	B (mm)	C (mm)	D (mm)	Fixing Hole Φ (mm)
COMGA 150	205	105	25	134	184
COMGA 230	286	125	25	154	260
COMGA 300	362	145	25	170	320



- Speed Controllers
COMTSCVR: Intake-Extract with neon light for **230mm (9")** and **300mm (12")** fans.
COMTSCV: Extract with neon light for **150mm (6")** fans.

Speed Controllers



Type	Price
COMTSCV (Extract)	€ 81,00
COMTSCVR (Intake-Extract)	€ 95,00