



## T-Series Wall Models

- Extract/intake model in 4 sizes: **6”(150mm), 7”(190mm), 9” (230mm) & 12” (300mm).**
- Patented electronic shutter system ensures quiet, trouble-free operation.
- Designed to comply with International safety standards.
- For the very best from your fan use the Ecotronic controller.
- Easy fit connector Top Socket, standard on all models.
- BEAB Approved.

Behind the grille of the **T-Series Wall** model is a range of high performance extract/intake ventilating units designed to fit through most wall thicknesses using telescopic liners supplied.

**T-Series** also features a unique speed control pack which enables high, medium or low speed to be preset to suit room size or required duty.

**T-Series** controllers may be used with this model to obtain a choice of speeds, reversible airflow direction and automatic sensor operation. The Vent-Axia Ecotronic controller gives even greater running economy with its minimum speed setting and 'E' mode.




## T Series Controller

Three speeds.  
Choice of extract/intake  
Shutter open, fan Off setting  
Sensor mode. Enables external electro mechanical switches, eg: Ecotronic, HumidiSwitch, ThermoSwitch and TimeSwitch to control the fan.



Type	Price
T Series	€ 123,00

## Shutter



TX models are supplied complete with an integral instantaneous automatic louvre shutter which will operate on both intake and extract and at any angle of mounting.

When the ventilating unit is used with a T Series controller, the shutter can be set open with the fan motor switched off to provide natural ventilation without the security risk of an open window. Electrical Motor purpose-designed.

Suitable for running at any angle.  
Quiet running, enclosed. Suitable for operation in ambient temperatures from **-40°C to +50°C**. Fitted with self resetting Standard Thermal Overload Protection (S.T.O.P.).  
Supply voltage **220-240V/1/50Hz**.

## Ecotronic Controller 400

For groups of units of any one size up to a total of 400 (W)s.



Type	Price
Ecotronic 400	€ 181,00

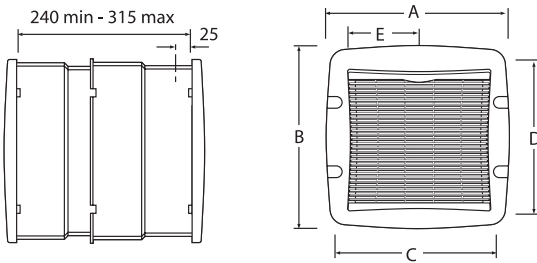
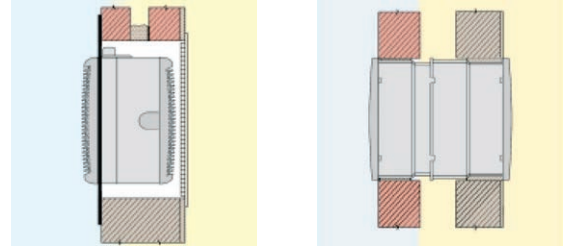
## TXWL Series

Type	Power (W)	Dimensions Hole Ø (mm)	Air flow (m³/h)			Noise Level dB (A)	Price
			Low Speed	Medium Speed	Hi Speed		
TX 6 WL - 150	30	290 x 290	270	350	395	43	€ 321,00
TX 7 WL - 190	40	330 x 330	335	435	530	39	€ 357,00
TX 9 WL - 230	85	365 x 375	515	755	870	43	€ 377,00
TX 12 WL - 300	100	442 x 450	1.185	1.530	1.745	49	€ 496,00

## Top Socket

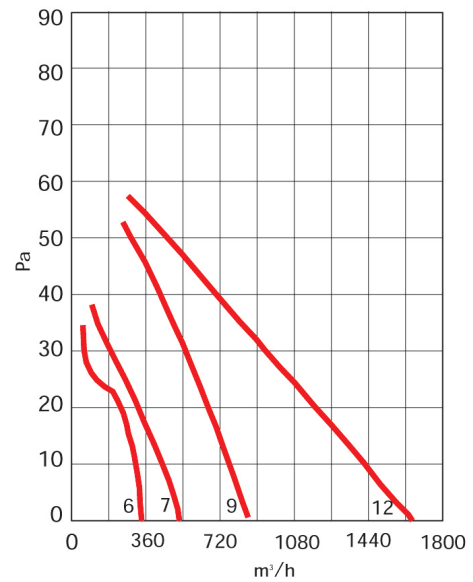
A connector Top Socket is now standard on all T-Series fans.

Allowing fast and trouble-free mains connection.



Fixing hole:

- TXWL-150** 290mm x 290mm
- TXWL-190** 330mm x 330mm
- TXWL-230** 365mm x 375mm
- TXWL-300** 442mm x 450mm



TXWW Series Dimensions

Type	A (mm)	B (mm)	C (mm)	D (mm)	E (mm)	Weight (Kg)
TX 6 WL - 150	310	303	290	290	104	5,54
TX 7 WL - 190	352	345	330	330	124	6,13
TX 9 WL - 230	391	388	365	375	143	7,77
TX 12 WL - 300	470	467	442	450	182	10,86

