

Axial Roof Fans HTE Series

- Roof cowl made of reinforced fiberglass.
- Roof base support and bird protection guard with polyester powder finishing coat.
- Variable pitch angle (stopped and in origin) polyamide impeller reinforced with fiberglass.
- Squirrel cage asynchronous standard motor, IP-55 protection and rated class F insulation. Standard voltages 230V 50Hz for single phase motors, 230/400V 50Hz and for three phase motors.



Applications:

Specially designed for roof installation, they are suitable for:

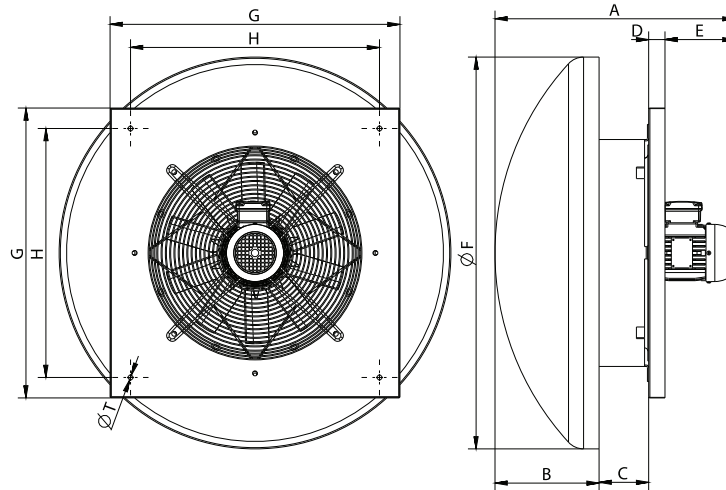
- Air renewal in buildings and industries.
- Smoke extraction.
- Maximum working temperature: single phase 50°C, three phase 60°C.

Under Request: B Form impeller
air flow from impeller to motor.
60Hz.
100% reversible impeller.
Aluminium impeller.

| Technical Characteristics HTE Series 230V | | | | | | |
|---|------------|------|------------------------------|--------------|-------------|------------|
| Type | Power (kW) | RPM | Air Flow (m ³ /h) | Sound db (A) | Weight (Kg) | Price |
| HTE 35 M4 0,12kW | 0,12 | 1400 | 2,650 | 44 | 15 | € 1.290,00 |
| HTE 40 M4 0,18kW | 0.18 | 1400 | 3,810 | 46 | 21 | € 1.370,00 |
| HTE 45 M4 0,37kW | 0.37 | 1400 | 5,300 | 48 | 28 | € 1.687,00 |
| HTE 50 M4 0,55kW | 0.55 | 1400 | 7,000 | 51 | 35 | € 2.005,00 |
| HTE 56 M4 0,75kW | 0.75 | 1400 | 9,210 | 57 | 42 | € 2.183,00 |
| HTE 56 M6 0,25kW | 0.25 | 870 | 5,990 | 47 | 41 | € 2.207,00 |

| Technical Characteristics HTE Series 400V | | | | | | |
|---|------------|------|------------------------------|--------------|-------------|------------|
| Type | Power (kW) | RPM | Air Flow (m ³ /h) | Sound db (A) | Weight (Kg) | Price |
| HTE 35 T4 0,12kW | 0,12 | 1400 | 2,650 | 44 | 15 | € 1.263,00 |
| HTE 40 T4 0,18kW | 0.18 | 1400 | 3,810 | 46 | 21 | € 1.362,00 |
| HTE 45 T4 0,37kW | 0.37 | 1400 | 5,300 | 48 | 28 | € 1.623,00 |
| HTE 50 T4 0,55kW | 0.55 | 1400 | 7,000 | 51 | 35 | € 1.976,00 |
| HTE 56 T4 0,75kW | 0.75 | 1390 | 9,210 | 57 | 42 | € 2.135,00 |
| HTE 56 T6 0,25kW | 0.25 | 900 | 5,990 | 47 | 41 | € 2.148,00 |

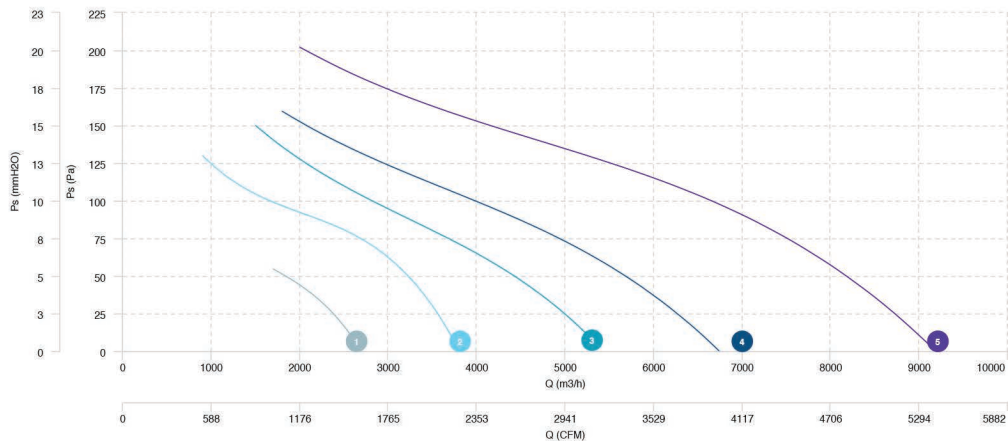




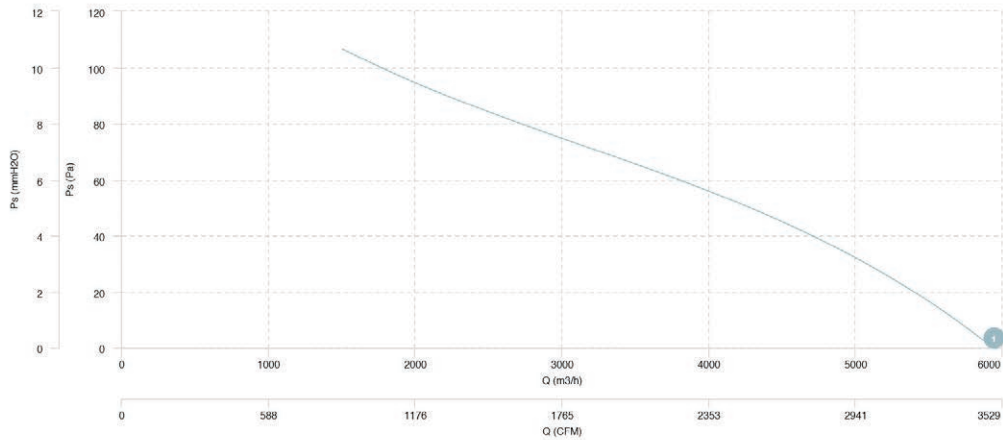
Dimensions HTE Series

| Type | A | B | C | D | E | FØ | G | H | TØ |
|------------------|-------|-----|-----|----|-------|------|-----|-----|----|
| HTE 35 M4 0,12kW | 497.5 | 230 | 115 | 40 | 112.5 | 755 | 630 | 535 | 12 |
| HTE 35 T4 0,12kW | 497.5 | 230 | 115 | 40 | 112.5 | 755 | 630 | 535 | 12 |
| HTE 40 M4 0,18kW | 530 | 230 | 115 | 40 | 146 | 755 | 630 | 535 | 12 |
| HTE 40 T4 0,18kW | 530 | 230 | 115 | 40 | 146 | 755 | 630 | 535 | 12 |
| HTE 45 M4 0,37kW | 592 | 255 | 125 | 40 | 172 | 960 | 710 | 590 | 14 |
| HTE 45 T4 0,37kW | 592 | 255 | 125 | 40 | 172 | 960 | 710 | 590 | 14 |
| HTE 50 M4 0,55kW | 731 | 290 | 220 | 50 | 171 | 1080 | 905 | 750 | 14 |
| HTE 50 T4 0,55kW | 731 | 290 | 220 | 50 | 171 | 1080 | 905 | 750 | 14 |
| HTE 56 M4 0,75kW | 754 | 290 | 220 | 50 | 194 | 1080 | 905 | 750 | 14 |
| HTE 56 M6 0,25kW | 754 | 290 | 220 | 50 | 194 | 1080 | 905 | 750 | 14 |
| HTE 56 T4 0,75kW | 754 | 290 | 220 | 50 | 194 | 1080 | 905 | 750 | 14 |
| HTE 56 T6 0,25kW | 754 | 290 | 220 | 50 | 194 | 1080 | 905 | 750 | 14 |

- 1 HTE 35 M4 0,12kW
- 2 HTE 40 M4 0,18kW
- 3 HTE 45 M4 0,37kW
- 4 HTE 50 M4 0,55kW
- 5 HTE 56 M4 0,75kW



1 HTE 56 M6 0,25kW



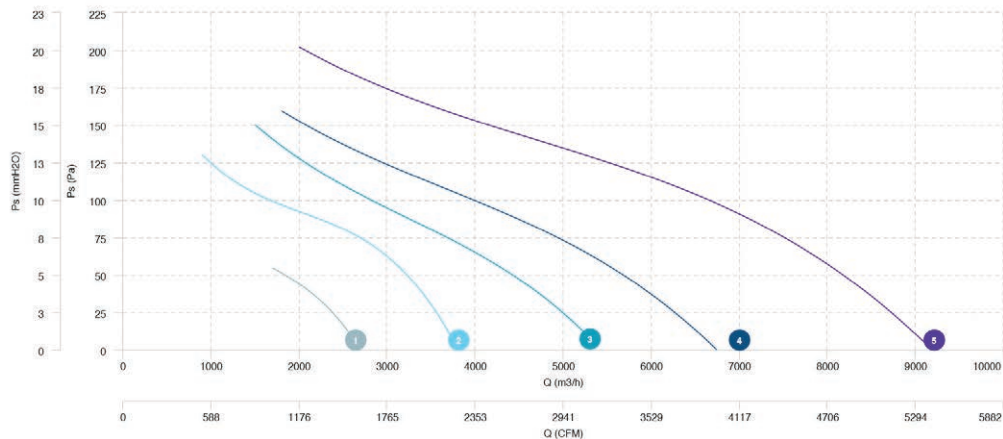
1 HTE 35 T4 0,12kW

2 HTE 40 T4 0,18kW

3 HTE 45 T4 0,37kW

4 HTE 50 T4 0,55kW

5 HTE 56 T4 0,75kW



1 HTE 56 T6 0,25kW

